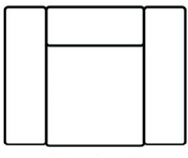


BERN



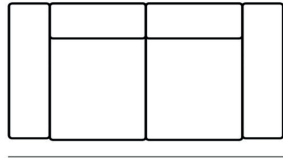
ELEMENTS

ARMCHAIR




100 cm

2 seater



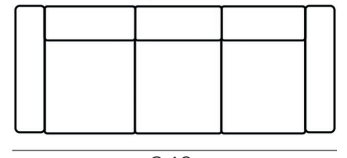
170 cm

2.5 seater



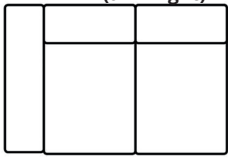
200 cm

3 seater




240 cm

**AL-2W (arm left)
2W-AR (arm right)**



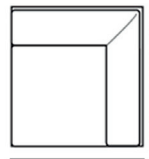
156 cm

**AL-2,5W (arm left)
2,5W-AR (arm right)**



186 cm

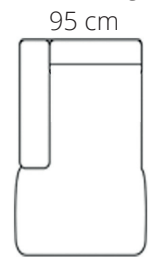
HH



87 cm

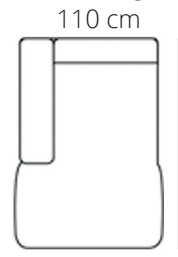
87 cm

**AL-LK (arm left)
LK-AR (arm right)**

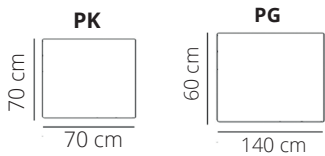


95 cm
146 cm
100 cm

**AL-LG (arm left)
LG-AR (arm right)**



110 cm
146 cm
115 cm



HEIGHT: 74 cm
DEPTH: 85 cm
SEAT DEPTH: 58 cm
SEAT HEIGHT: 43 cm
ARM HEIGHT: 69 cm

STITCHING



flat seam

LEGS



NBE black



NBE alu

PRODUCT INFO

FRAME




beechwood



chipboard

FILLING

BACK




foam HR 23



feathers mixed
with padding

SEAT



foam HR 35



feathers mixed
with padding

SUSPENSION



no-sag springs



SKIPPY Meubel