


Neptune has got various vessels and pontoons available for sale or charter. To fulfil your operational demands, Neptune offers a wide range of deck equipment, including accommodation units, mooring equipment and cranes.



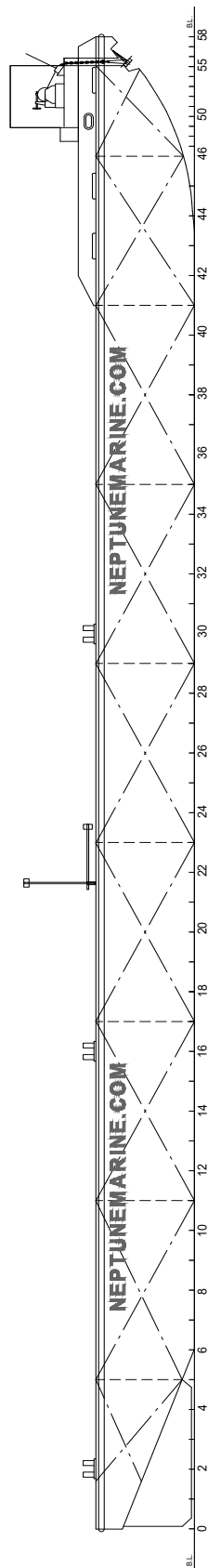
EuroPontoon 9224 | NP 578

GENERAL	
IMO NR.	N/A
CALL SIGN	N/A
CONSTRUCTED	2009
HOME PORT	Rotterdam
CLASSIFICATION	Bureau ABS  HULL- pontoon Unrestricted Navigation Unmanned Towing

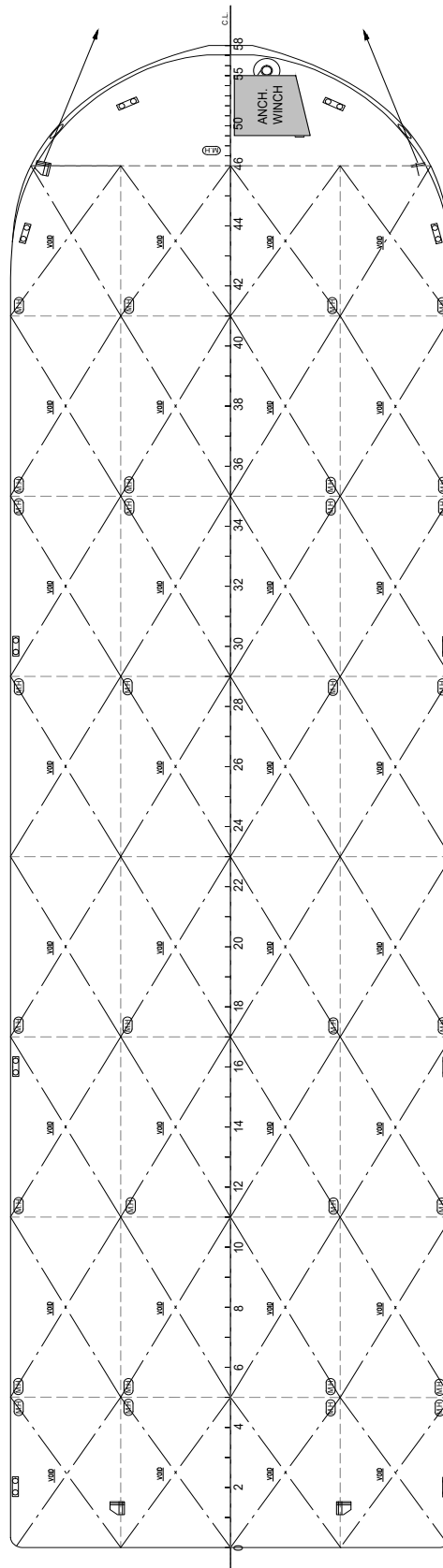
DIMENSIONS	
LENGTH O.A.	91,50 meter
BREADTH MLD.	24,40 meter
DEPTH AT SIDE	5,50 meter
MIN DRAUGHT	1,50 meter
MAX DRAUGHT	4,30 meter
CAPACITY	
GROSS TONNAGE	3105 ton
NET TONNAGE	931 ton
LIGHT SHIPWEIGHT	1225 ton
CARGO CAPACITY	1566 ton
DECK LOAD	10 ton m ²
CONSTRUCTION	
DECK PLATE THICKNESS	14 mm
SHEERSTRAKE THICKNESS	12 mm
NUMBER OF COMPARTMENTS	32 void spaced

STANDARD OUTFITTING	
BOLLARDS	8 x double bollards
MANHOLES	Flush type manholes
TOWING BRACKETS	3 x towing brackets SWLat the bow
FAIRLEADS	yes
OPTIONS	
TOWING ARRANGEMENT	Towing bridle with chains and emergency towing arrangement
DECK EQUIPMENT	Various of all kind and different deck equipment; cranes, winches, power-packs, accommodation units ect
SPUD POLES	Spuds with a diameter of 914 mm
SPUD HANDLING ARRANGEMENT	Spuds leg lifting cylinders, including stand diesel driven hydraulic power unit (HPU)
RO-RO RAMPS	Winch operated or hydraulic
LADDERS	Boarding ladders

SIDE VIEW



MAIN DECK



EuroPontoon 9224 | NP 578

For more information, please contact us on:

T +31 (0)184 621 423 E info@neptunemarine.com W www.neptunemarine.com

Version: V.02

