


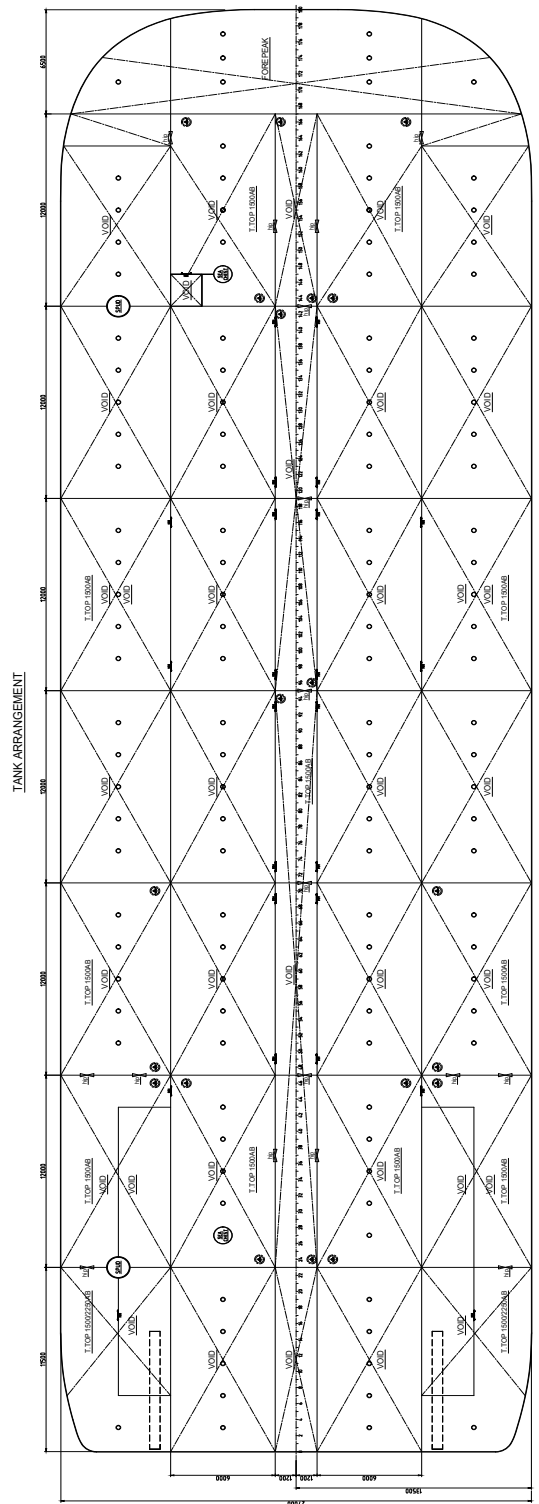
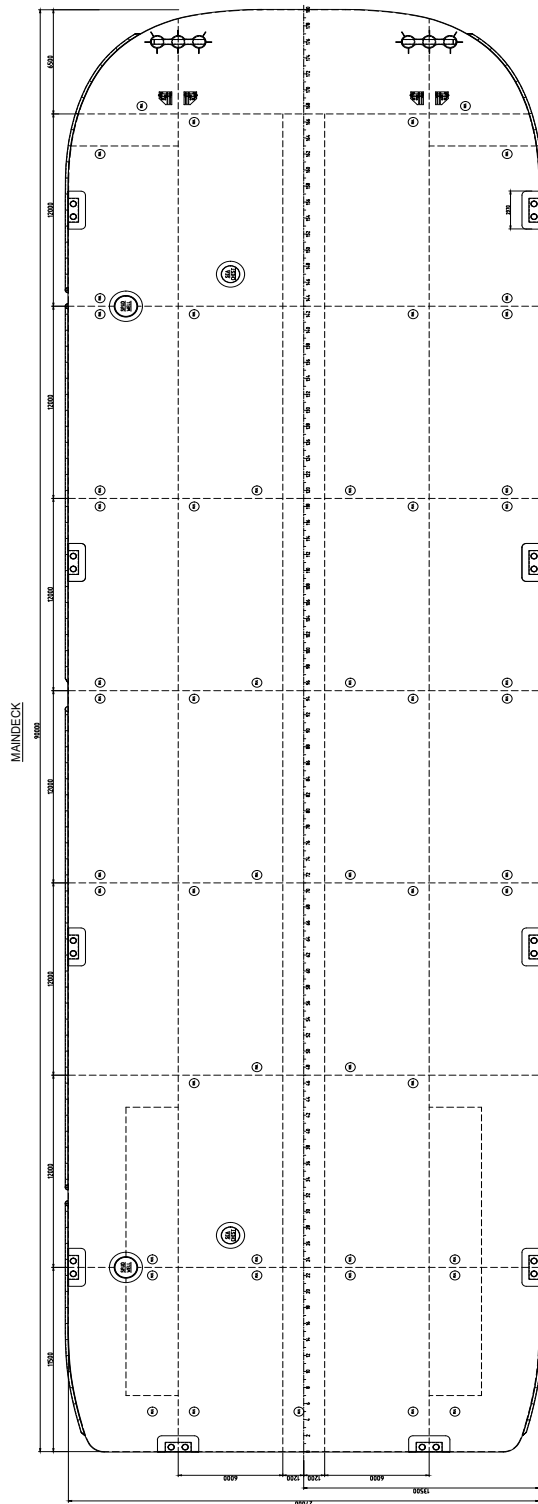
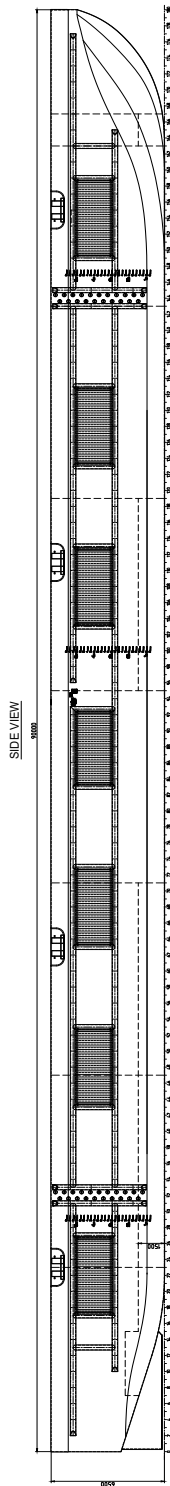
Neptune has got various vessels and pontoons available for sale or charter. To fulfil your operational demands, Neptune offers a wide range of deck equipment, including accommodation units, mooring equipment and cranes.

EuroPontoon 9027 | NP 627

GENERAL	
CALL SIGN	N/A
YEAR BUILT	2024
HOME PORT	Aalst
CLASSIFICATION	Bureau Veritas  HULL Unrestricted Navigation Unmanned Towing

DIMENSIONS		
LENGTH O.A.	90,00	meter
BREADTH MLD.	27,00	meter
DEPTH AT SIDE	6,50	meter
DRAUGHT MAX	5,20	meter
DRAUGHT MIN	1,20	meter
CAPACITY		
GROSS TONNAGE	4185	ton
NET TONNAGE	1255	ton
LIGHT SHIPWEIGHT	2404	ton
CARGO CAPACITY	9648	ton
DECK LOAD	20	ton m ²
CONSTRUCTION		
DECK PLATE THICKNESS	18	mm
SHEERSTRAKE THICKNESS	25	mm
NUMBER OF COMPARTMENTS	36 void tanks	

STANDARD OUTFITTING	
BOLLARDS	10 x double bollards including
MANHOLES	Flush type manholes
TOWING BRACKETS	4 x towing brackets SWL 200 ton at the bow
FAIRLEADS	2 x double pieces SWL 200 ton
SPUD HOLES	2 x located at portside + covers
OPTIONS	
TOWING ARRANGEMENT	Towing bridle with chains and emergency towing arrangement
DECK EQUIPMENT	Various of all kind and different deck equipment; cranes, winches, power-packs, accommodation units ect
SPUD POLES	Spuds with a diameter of 1200 mm
SPUD HANDLING ARRANGEMENT	Spuds leg lifting cylinders, including stand diesel driven hydraulic power unit (HPU)
RO - RO RAMPS	Winch operated
Ladders	Boarding ladders



EuroPontoon 9027 | NP 627

For more information, please contact us on:
 T +31 (0)184 621 423 E info@neptunemarine.com W www.neptunemarine.com
 Version: V.02

