




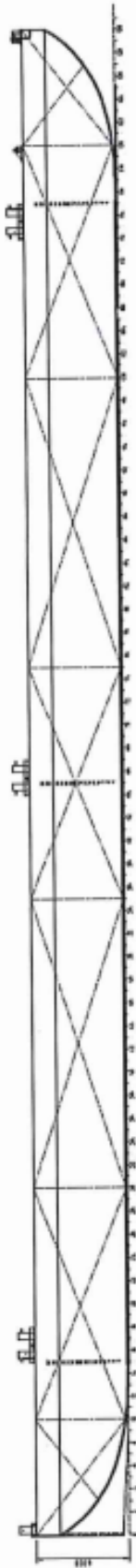
Neptune has got various vessels and pontoons available for sale or charter. To fulfil your operational demands, Neptune offers a wide range of deck equipment, including accommodation units, mooring equipment and cranes.

GENERAL	
IMO NR	N/A
CALL SIGN	N/A
YEAR BUILT	2026
HOME PORT	Aalst
CLASSIFICATION	Bureau Veritas  HULL Unrestricted Navigation Unmanned Towing

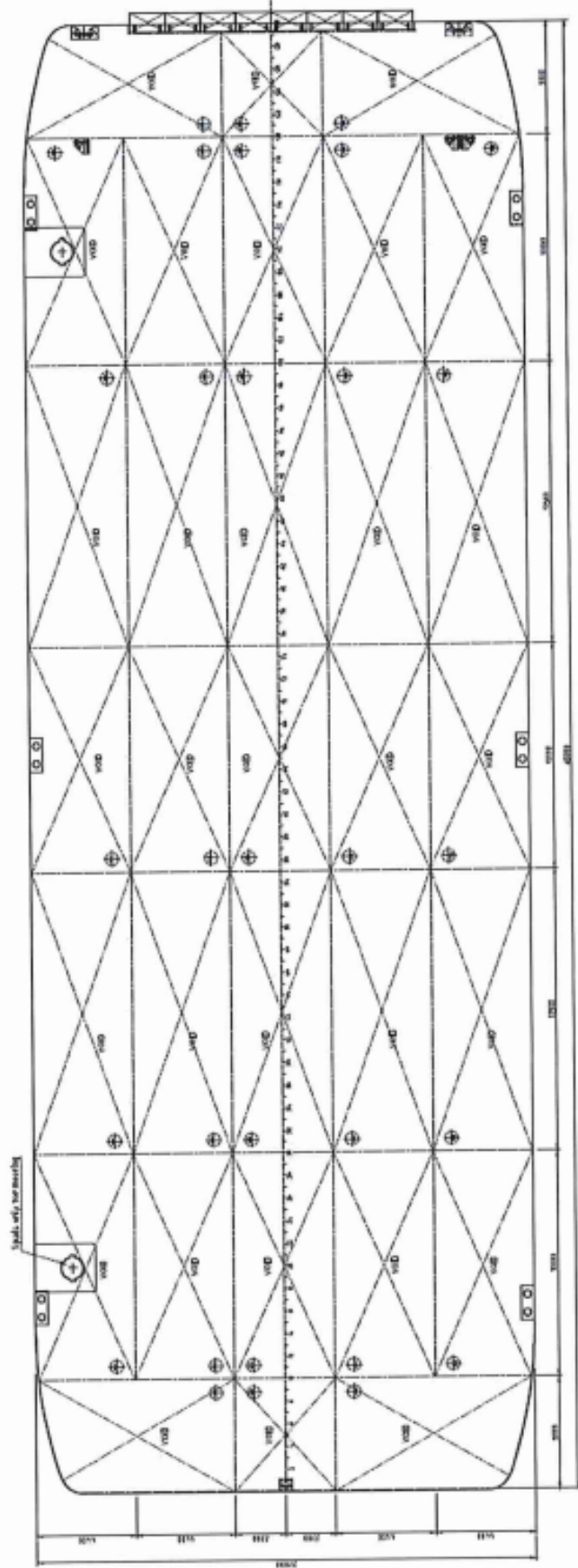
DIMENSIONS		
LENGTH O.A.	65,00	meter
BREADTH MLD.	22,00	meter
DEPTH AT SIDE	4,00	meter
DRAUGHT MAX	3,15	meter
DRAUGHT MIN	0,00	meter
CAPACITY		
GROSS TONNAGE	0000	ton
NET TONNAGE	000	ton
LIGHT SHIPWEIGHT	800	ton
CARGO CAPACITY	3576	ton
DECK LOAD	20	ton m ²
CONSTRUCTION		
DECK PLATE THICKNESS	15	mm
SHEERSTRAKE THICKNESS	25	mm
NUMBER OF COMPARTMENTS	31 void spaces	

STANDARD OUTFITTING	
BOLLARDS	6 x double bollards
MANHOLES	Flush type manholes
TOWING BRACKETS	3 x towing brackets SWL 120 t at the bow
FAIRLEADS	2 x pieces SWL 120 ton
SPUD HOLES	2 x at PS side
OPTIONS	
TOWING ARRANGEMENT	Towing bridle with chains and emergency towing arrangement
DECK EQUIPMENT	Various of all kind and different deck equipment; cranes, winches, power-packs, accommodation units ect
SPUD POLES	Spuds with a diameter of 914 mm
SPUD HANDLING ARRANGEMENT	Spuds leg lifting cylinders, including stand diesel driven hydraulic power unit (HPU)
RO-RO RAMPS	Winch operated or hydraulic
LADDERS	Boarding ladders

SB SIDE VIEW



MAIN DECK



EuroPontoon 6522 | NP 679

For more information, please contact us on:

T +31 (0)184 621 423 E info@neptunemarine.com W www.neptunemarine.com

Version: V.02

