




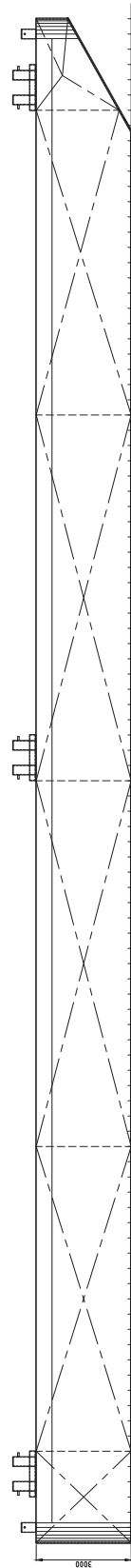
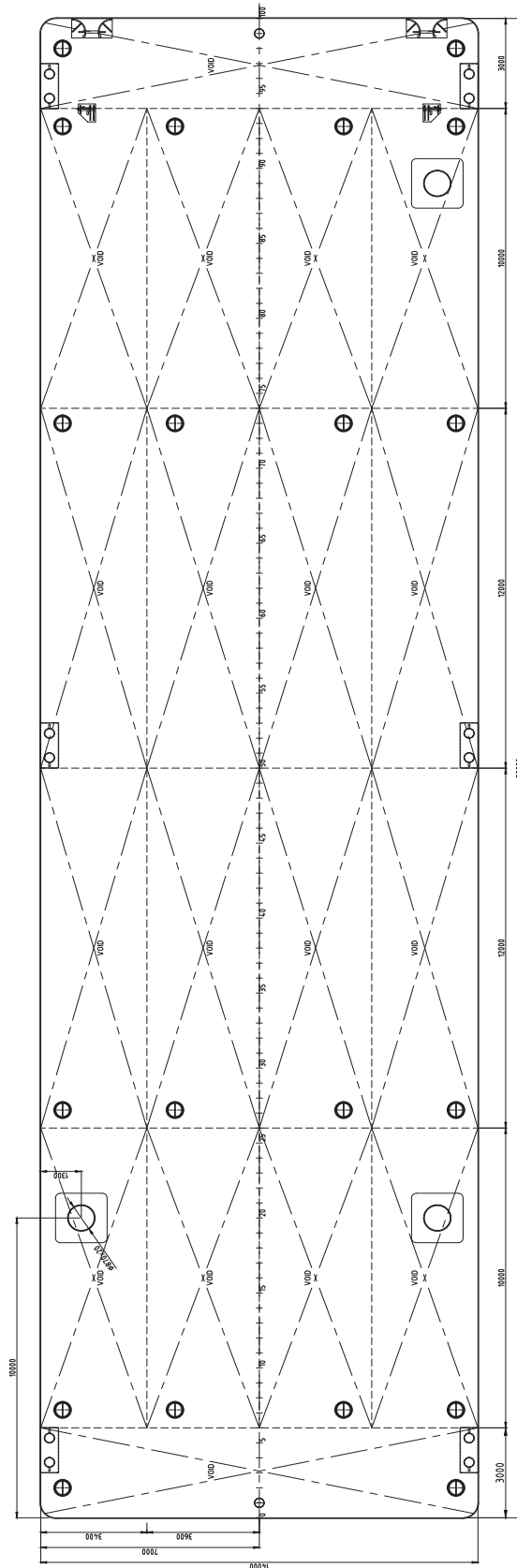
Neptune has got various vessels and pontoons available for sale or charter. To fulfil your operational demands, Neptune offers a wide range of deck equipment, including accommodation units, mooring equipment and cranes.

GENERAL	
IMO NR.	N/A
CALL SIGN	N/A
YEAR BUILT	2020
HOME PORT	Aalst
CLASSIFICATION	Bureau Veritas    HULL Unrestricted Navigation Unmanned Towing

DIMENSIONS	
LENGTH O.A.	50,00 meter
BREADTH MLD.	14,00 meter
DEPTH AT SIDE	3,00 meter
DRAUGHT MAX	2,31 meter
DRAUGHT MIN	0,52 meter
CAPACITY	
GROSS TONNAGE	542 ton
NET TONNAGE	162 ton
LIGHT SHIPWEIGHT	335 ton
CARGO CAPACITY	1264 ton
DECK LOAD	15 ton/m <sup>2</sup>
CONSTRUCTION	
DECK PLATE THICKNESS	12 mm
SHEERSTRAKE THICKNESS	25 mm
NUMBER OF COMPARTMENTS	18 void spaces

STANDARD OUTFITTING	
BOLLARDS	6 x double bollards 2 x single bollards
MANHOLES	Flush type manholes
TOWING BRACKETS	2 x towing brackets SWL 65 T
FAIRLEADS	2 x pieces SWL 65 T
SPUD HOLES	2 x at SB side 1 x at PS side
OPTIONS	
TOWING ARRANGEMENT	Towing bridle with chains and emergency towing arrangement
DECK EQUIPMENT	Various of all kind and different deck equipment; cranes, winches, power-packs, accommodation units ect
SPUD POLES	Spuds with a diameter of 762 mm
SPUD HANDLING ARRANGEMENT	Spuds leg lifting cylinders, including stand diesel driven hydraulic power unit (HPU)
RO-RO RAMPS	Winch operated or hydraulic
LADDERS	Boarding ladders

Towing direction 



## EuroPontoon 5014 | NP 566

For more information, please contact us on:

T +31 (0)184 621 423 E [info@neptunemarine.com](mailto:info@neptunemarine.com) W [www.neptunemarine.com](http://www.neptunemarine.com)

Version: V.02

