

VG 95218 Part 21 Type A



VG 95218 T021 A - Multi Core Primary Wire (Twisted Pair)

- Construction:** 2 x M22759/44 single elements, twisted
- Conductor:** Stranded silver-coated copper
- Insulation:** Single wall, Modified ethylene tetrafluoroethylene (ETFE)
- Temperature Rating:** -55°C to +200°C
- Voltage Rating:** 600V AC / 600V DC



Applications

Raychem cable fully approved VG 95218 T021 Type A is a two core multi core cable containing two twisted M22759/44 single wire elements (Approved to SAE AS22759/44). M22759/44 wire is insulated with a modified radiation crosslinked ETFE polymer. Combining easy handling of a flexible thin wall wire, with excellent scrape abrasion, cut-through characteristics and rated to high operating temperatures of up to 200°C. Offering excellent electrical arc tracking resistance and exceptional chemical resistance in a small size, ultra lightweight product.


Product Information Table

Part Description	Nominal Conductor Cross Sectional (AWG)	Wire Size Code (VG Dash No.)	Component Wire Description	Max. Resistance @ 20°C (Ohms/km)	FINISHED CABLE			
					Diameter (mm)		Max. Weight (kg/km)	Nato Stock Number 6145-12-325-
					Nom.	Max.		
VG95218T021A001	28	001	M22759/44-28-9	219.8	1.37	1.47	2.75	9693
VG95218T021A002	26	002	M22759/44-26-9	132.3	1.63	1.73	4.23	9694
VG95218T021A003	24	003	M22759/44-24-9	83.8	1.88	1.98	6.04	9695
VG95218T021A004	22	004	M22759/44-22-9	52.1	2.18	2.29	8.46	9696
VG95218T021A005	20	005	M22759/44-20-9	31.7	2.54	2.64	12.99	9697
VG95218T021A006	18	006	M22759/44-18-9	20.0	3.05	3.15	19.63	9698
VG95218T021A007	16	007	M22759/44-16-9	15.6	3.45	3.56	25.07	9699

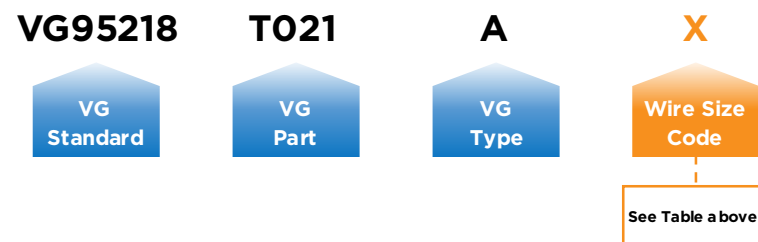
NOTES:

- VG descriptions in table are only available in white color.
- Components for the above cables shall be M22759/44-XX-9, Where XX = Conductor size (AWG), 9 = Component color white e.g. Components for VG95218T021A007 shall be M22759/44-16-9
- Values are for guidance only, refer to drawings for maintained product information.

TABLE COLOR KEY:



VG Part Description



Examples:


- VG95218T021A001 : 2 x 28AWG conductors, White components
- VG95218T021A007 : 2 x 16AWG conductors, White components

VG 95218 Part 21 Type C



VG 95218 T021 C - Multi Core Insulated Wire (Twisted Pair Cable)

- Construction:** 2 x VG95218T020E single elements, twisted
- Conductor:** Stranded tin-coated copper
- Insulation:** Halogen Free Polymer (Primary & Primary jacket)
- Temperature Rating:** -55°C to +105°C
- Voltage Rating:** 600V AC / 900V DC



Applications

Raychem cable fully approved VG 95218 T021 Type C is a two core multi core cable containing two twisted VG95218T020E single wire elements. VG 95218 T020 Type E wire has a dual-wall insulated construction formulated using Halogen Free polymer blends. Developed to meet the VG specification whilst maintaining desirable features of small size, lightweight, excellent handling, flexibility and fluid resistance properties. Meets toxicity, smoke density, halogen free, corrosivity and flame retardant requirements of the VG specification.


Product Information Table

Part Description (Non-marked Components)	Part Description (Marked Components)	Nominal Conductor Cross Section (mm²)	Wire Size Code (VG Dash No.)	Component Wire Description	Max. Resistance @ 20°C (Ohms/km)	FINISHED CABLE		
						Diameter (mm)		Max. Weight (kg/km)
						Nom.	Max.	
VG95218T021C034	VG95218T021C134	0.15	34	VG95218T020E129	135.00	2.06	2.16	5.34
VG95218T021C001	VG95218T021C101	0.25	01	VG95218T020E019	85.60	2.29	2.39	7.40
VG95218T021C002	VG95218T021C102	0.40	02	VG95218T020E029	51.50	2.66	2.77	10.70
VG95218T021C003	VG95218T021C103	0.50	03	VG95218T020E039	40.90	2.82	2.90	13.60
VG95218T021C004	VG95218T021C104	0.60	04	VG95218T020E049	31.70	3.04	3.14	15.20
VG95218T021C005	VG95218T021C105	0.75	05	VG95218T020E059	27.20	3.24	3.29	18.30
VG95218T021C006	VG95218T021C106	1.00	06	VG95218T020E069	20.40	3.49	3.59	22.00
VG95218T021C007	VG95218T021C107	1.20	07	VG95218T020E079	15.60	3.86	3.96	28.00
VG95218T021C008	n/a	1.50	08	VG95218T020E089	14.00	4.16	4.26	32.90
VG95218T021C009	n/a	2.00	09	VG95218T020E099	10.70	4.72	4.82	41.80
VG95218T021C010	n/a	2.50	10	VG95218T020E109	8.37	5.13	5.26	52.90
VG95218T021C011	n/a	3.00	11	VG95218T020E119	6.71	5.56	5.71	63.90

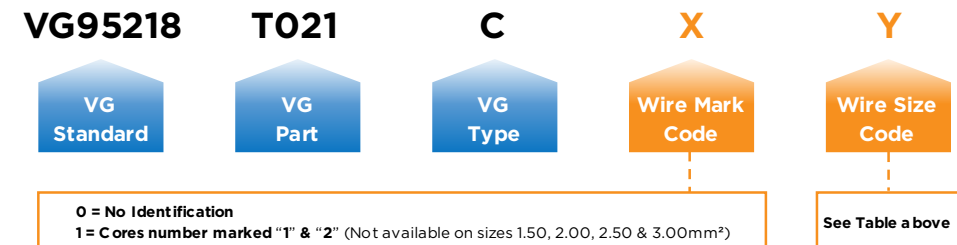
NOTES:

- VG descriptions in table are only available in white color.
- Core number marking is available on sizes 0.15mm² to 1.20mm². Cores shall be marked "1" & "2" as per VG 95218-2 Clause 5.1.2.2.
- Components for the above cables shall be as listed under "Component Wire Description" column. e.g. Components for VG95218T021C034/134 shall be VG95218T020E129.
- Values are for guidance only, refer to drawings for maintained product information.

TABLE COLOR KEY:



VG Part Description



Examples:

- VG95218T021C034 : 2 x 0.15mm² conductors, White components
- VG95218T021C134 : 2 x 0.15mm² conductors, White & Number marked components