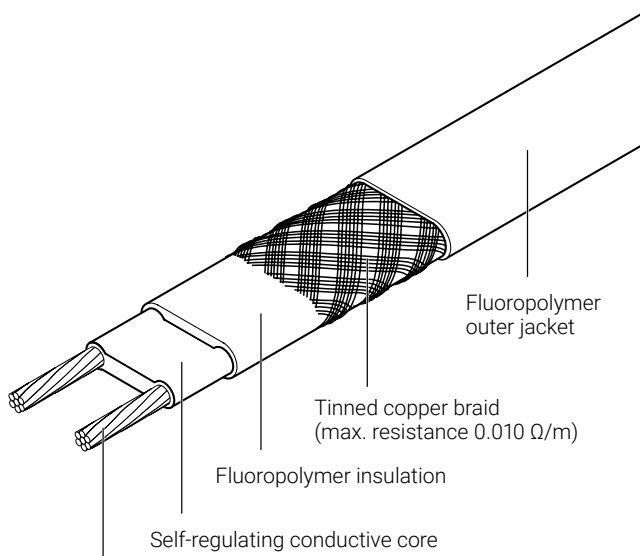


### SELF-REGULATING HEATING CABLE



1.4 mm<sup>2</sup> nickel plated copper conductors (10 and 15QTVR2-CT)  
2.3 mm<sup>2</sup> nickel plated copper conductors (20QTVR2-CT)

#### HEATING CABLE CONSTRUCTION

Electrical heat-tracing for process temperature maintenance applications up to 110°C which are not subject to steam cleaning.

The nVent RAYCHEM QTVR family of self-regulating, parallel circuit heating cables is used for process temperature maintenance of pipes and vessels.

It can also be used for frost protection of large pipes and for applications requiring medium temperature exposure capability.

#### APPLICATION

Area classification	Hazardous, Zone 1, Zone 2 (Gas), Zone 21, Zone 22 (Dust) Ordinary
Traced surface type	Carbon steel Stainless steel Painted or unpainted metal
Chemical resistance	Organics and corrosives For aggressive organics and corrosives consult your local nVent representative



#### SUPPLY VOLTAGE

230 Vac (Contact your local nVent representative for data on other voltages)

#### APPROVALS

The QTVR heating cables are approved for use in hazardous areas by PTB and Baseefa Ltd.

PTB 09 ATEX 1116 X & Baseefa06ATEX0185X

 II 2G Ex e II T4 &  II 2D Ex tD A21 IP66 T130°C

IECEX PTB 09.0057X & IECEX BAS 06.0045X

Ex e II T4 & Ex tD A21 IP66 T130°C

The QTVR heating cables are approved by DNV for use on ships and mobile offshore units.

DNV Certificate No. DNV-GL TAE00000TU



TC RU C-BE.MIO62.B.00054/18  
1Ex e IIC T4 Gb X 1Ex e mb IIC T4 Gb X  
Ex tb IIIC T130°C Db X Ex tb mb IIIC T130°C Db X  
Ta -60°C...+56°C IP66  
000 "ТехИмпорт"

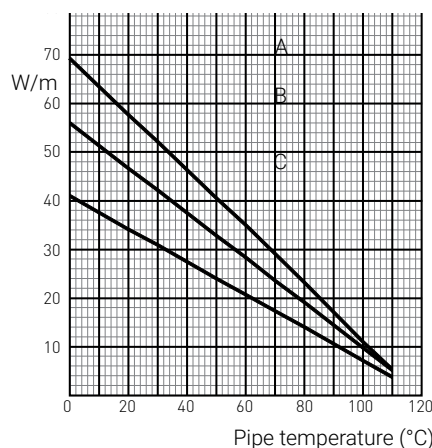
## SPECIFICATIONS

Maximum maintain or continuous exposure temperature (power on/off)	110°C
Maximum intermittent exposure temperature (power on/off)	110°C
Temperature classification	T4
Minimum installation temperature	-60°C
Minimum bend radius	at 20°C: 13 mm at -60°C: 35 mm

## THERMAL OUTPUT RATING

Nominal power output at 230 Vac on insulated steel pipes

- A 20QTVR2-CT**  
**B 15QTVR2-CT**  
**C 10QTVR2-CT**



	10QTVR2-CT	15QTVR2-CT	20QTVR2-CT
Nominal power output (W/m at 10°C)	38	51	64

## PRODUCT DIMENSIONS (NOMINAL) AND WEIGHT

Thickness (mm)	4.5	4.5	5.1
Width (mm)	11.8	11.8	14.0
Weight (g/m)	126	126	180

## MAXIMUM CIRCUIT LENGTH BASED ON TYPE 'C' CIRCUIT BREAKERS ACCORDING TO EN 60898

Electrical protection sizing	Start-up temperature	Maximum heating cable length per circuit (m)		
16 A	-20°C	65	63	47
	+10°C	80	63	47
25 A	-20°C	95	75	60
	+10°C	115	95	75
32 A	-20°C	115	100	75
	+10°C	115	100	95
40 A	-20°C	115	100	95
	+10°C	115	100	115

The above numbers are for circuit length estimation only. For more detailed information please use the nVent RAYCHEM TraceCalc software or contact your local nVent representative.

nVent requires the use of a 30 mA residual current device to provide maximum safety and protection from fire.

Where design results in higher leakage current, the preferred trip level for adjustable devices is 30 mA above any inherent capacitive leakage characteristic of the heater as specified by the trace heater supplier or alternatively, the next common available trip level for non adjustable devices, with a maximum of 300 mA. All safety aspects need to be proven.

## ORDERING DETAILS

Part description	10QTVR2-CT	15QTVR2-CT	20QTVR2-CT
Part No.	391991-000	040615-000	988967-000

## COMPONENTS

nVent offers a full range of components for power connections, splices and end seals.

These components must be used to ensure proper functioning of the product and compliance with electrical requirements.

#### **North America**

Tel +1.800.545.6258  
Fax +1.800.527.5703  
thermal.info@nVent.com

#### **Europe, Middle East, Africa**

Tel +32.16.213.502  
Fax +32.16.213.604  
thermal.info@nVent.com

#### **Asia Pacific**

Tel +86.21.2412.1688  
Fax +86.21.5426.3167  
cn.thermal.info@nVent.com

#### **Latin America**

Tel +1.713.868.4800  
Fax +1.713.868.2333  
thermal.info@nVent.com



[nVent.com](http://nVent.com)

Our powerful portfolio of brands:

**CADDY ERICO HOFFMAN RAYCHEM SCHROFF TRACER**