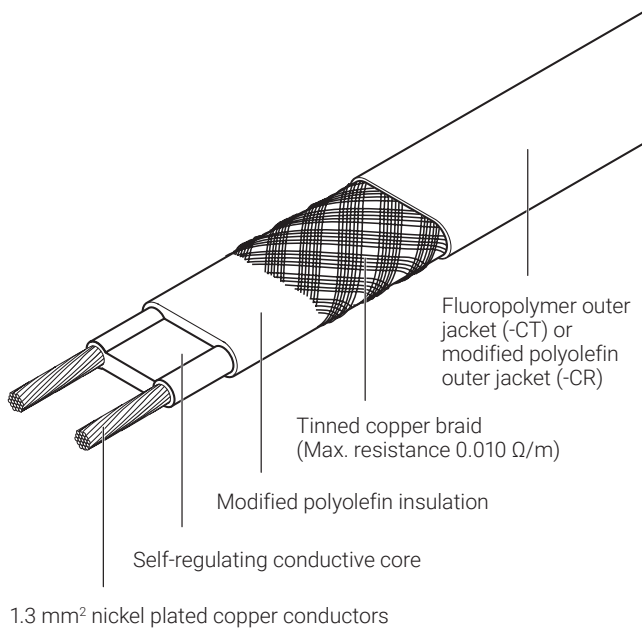


## SELFREGULATING HEATING CABLE



### HEATING CABLE CONSTRUCTION

Electrical heat-tracing for frost protection without steam cleaning. The nVent RAYCHEM BTV-family of self-regulating, parallel circuit heating cables is used for frost protection of pipes and vessels. It can also be used for process temperature maintenance up to 65°C.



### APPLICATION

Area classification	Hazardous, Zone 1, Zone 2 (Gas), Zone 21, Zone 22 (Dust) Ordinary
Traced surface type	Carbon steel Stainless steel Plastic Painted or unpainted metal
Chemical resistance	For organic corrosives: use -CT (fluoropolymer outer jacket) For mild inorganic solutions: use -CR (modified polyolefin outer jacket) For aggressive organics and corrosives consult your local nVent representative


### SUPPLY VOLTAGE

230 Vac (Contact your local nVent representative for data on other voltages)

### APPROVALS\*

The BTV heating cables are approved for use in hazardous areas by PTB and Baseefa Ltd. PTB 09 ATEX 1115 X & Baseefa06ATEX0183X  
 II 2 G Ex e II T6 &  II 2 D Ex tD A21 IP66 T80°C  
 IECEx PTB 09.0056X & IECEx BAS 06.0043X  
 Ex e II T6 & Ex tD A21 IP66 T80°C

The BTV heating cables are approved by DNV for use on ships and mobile offshore units.  
 DNV Certificate No. DNV-GL TAE00000TU

 TC RU C-BE.MIO62.B.00054/18  
 1Ex e IIC T6 Gb X 1Ex e mb II C T6 Gb X  
 Ex tb IIIC T80°C Db X Ex tb mb IIIC T80°C Db X  
 Ta -60°C...+56°C IP66  
 OOO "TexИмпорт"

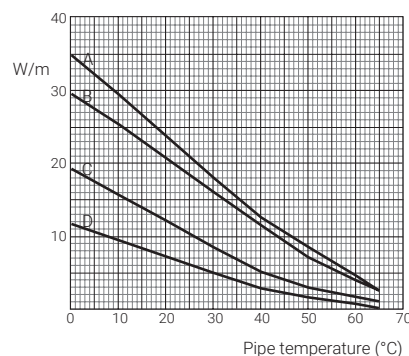
## SPECIFICATIONS

Maximum maintain or continuous exposure temperature (power on/off)	65°C
Maximum intermittent exposure temperature (power on/off)	85°C Maximum cumulative exposure 1000 hours
Temperature classification	T6
Minimum installation temperature	-60°C
Minimum bend radius	at 20°C: 13 mm at -60°C: 35 mm

## THERMAL OUTPUT RATING

Nominal power output at 230 Vac  
on insulated steel pipes

- A** 10BTV2-CT  
10BTV2-CR  
**B** 8BTV2-CT  
8BTV2-CR  
**C** 5BTV2-CT  
5BTV2-CR  
**D** 3BTV2-CT  
3BTV2-CR



	3BTV2-CR 3BTV2-CT	5BTV2-CR 5BTV2-CT	8BTV2-2-CR 8BTV2-2-CT	10BTV2-CR 10BTV2-CT
Nominal power output (W/m at 10°C)	9	16	25	29

## PRODUCT DIMENSIONS (NOMINAL) AND WEIGHT

	3BTV2-CR 3BTV2-CT	5BTV2-CR 5BTV2-CT	8BTV2-2-CR 8BTV2-2-CT	10BTV2-CR 10BTV2-CT
Thickness (mm)	5.5	5.5	5.5	5.5
Width (mm)	10.5	10.5	15.4	15.4
Weight (g/m)	110	110	153	153

## MAXIMUM CIRCUIT LENGTH BASED ON TYPE 'C' CIRCUIT BREAKERS ACCORDING TO EN 60898

Electrical protection sizing	Start-up temperature	Maximum heating cable length per circuit (m)			
16 A	-20°C	155	110	70	45
	+10°C	200	160	110	65
20 A	-20°C	195	140	90	55
	+10°C	200	160	125	85
25 A	-20°C	200	160	110	70
	+10°C	200	160	125	105
32 A	-20°C	200	160	125	90
	+10°C	200	160	125	110

The above numbers are for circuit length estimation only. For more detailed information please use the RAYCHEM TraceCalc software or Contact your local nVent representative. nVent requires the use of a 30 mA residual current device to provide maximum safety and protection from fire. Where design results in higher leakage current, the preferred trip level for adjustable devices is 30 mA above any inherent capacitive leakage characteristic of the heater as specified by the trace heater supplier or alternatively, the next common available trip level for non adjustable devices, with a maximum of 300 mA. All safety aspects need to be proven.

## ORDERING DETAILS

Part description	3BTV2-CR	5BTV2-CR	8BTV2-2-CR	10BTV2-CR
Part No. (*)	914279-000	414809-000	479821-000	677245-000
Part description	3BTV2-CT	5BTV2-CT	8BTV2-2-CT	10BTV2-CT
Part No. (*)	469145-000	487509-000	008633-000	567513-000

## COMPONENTS

nVent offers a full range of components for power connections, splices and end seals. These components must be used to ensure proper functioning of the product and compliance with electrical requirements.

(\*) Localized versions may exist with limited approvals and different part numbers. Contact your local sales representative

**North America**

Tel +1.800.545.6258  
Fax +1.800.527.5703  
thermal.info@nVent.com

**Europe, Middle East, Africa**

Tel +32.16.213.511  
Fax +32.16.213.604  
thermal.info@nVent.com

**Asia Pacific**

Tel +86.21.2412.1688  
Fax +86.21.5426.3167  
cn.thermal.info@nVent.com

**Latin America**

Tel +1.713.868.4800  
Fax +1.713.868.2333  
thermal.info@nVent.com



[nVent.com](http://nVent.com)

Our powerful portfolio of brands:

**CADDY ERICO HOFFMAN RAYCHEM SCHROFF TRACER**