

niftylift

HR15 4x4



(A) 15.7m
51ft 6in



(B) 13.7m
45ft



(C) 9.4m
31ft



225kg
500lbs



1.8m x 0.85m
5ft 11in x 2ft 9in



150°



180°



(D) 2.1m
6ft 11in



(F) 2m
6ft 7in



(H) 4.8m
15ft 9in



(J) 6.35m
20ft 10in



6km/h
3.7mph



3.7m
12ft 2in



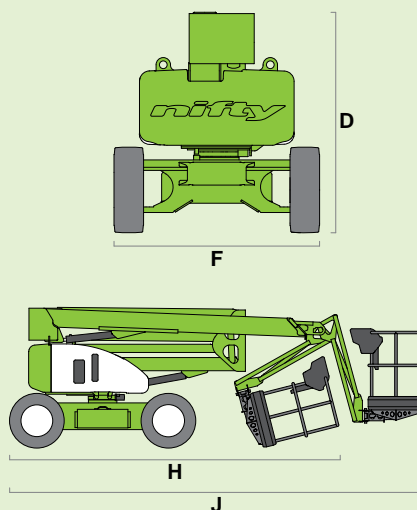
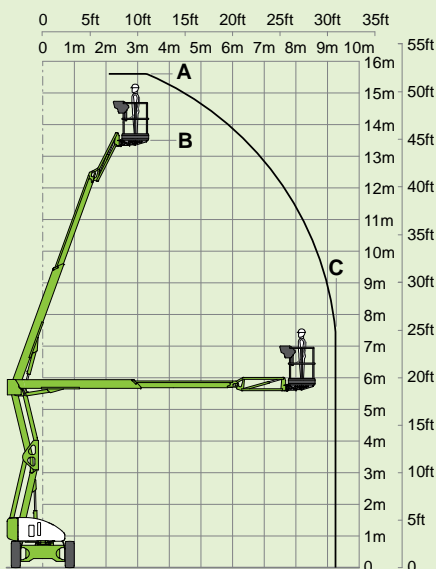
45%
24°



4500kg* / 4800kg
9920lbs* / 10580lbs




HYBRID



SIOPS® toughcage

niftylift

Chalkdell Drive, Shenley Wood,
Milton Keynes, MK5 6GF
England, United Kingdom
+44 (0)1908 223456
sales@niftylift.com
www.niftylift.com



IS-102