

niftylift

HR21 4x4



(A) 20.8m
68ft 6in



(B) 18.8m
62ft



(C) 13m
42ft 8in



250kg
550lbs



1.8m x 0.8m
5ft 11in x 2ft 8in



150°



160°



(D) 2.18m
7ft 2in



(F) 2.27m
7ft 5in



(H) 5.47m
17ft 11in



(J) 6.62m
22ft



6km/h
3.7mph



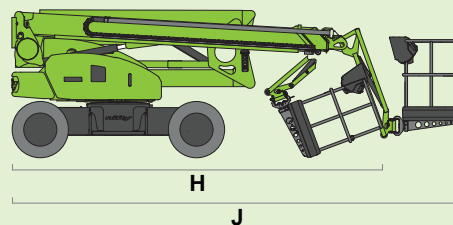
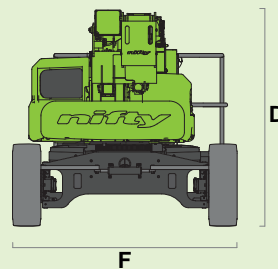
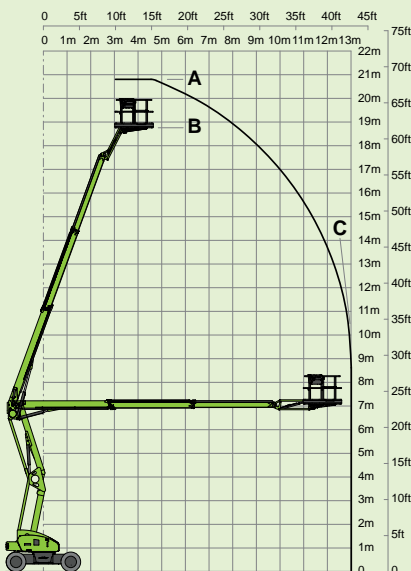
3.89m
12ft 9in



45%
24°




6640kg
14640lbs



SIOPS® toughcage

niftylift

Chalkdell Drive, Shenley Wood,
Milton Keynes, MK5 6GF
England, United Kingdom
+44 (0)1908 223456
sales@niftylift.com
www.niftylift.com



IS-106